






**SINGLE STOREY | Pictured with Aspire Facade**

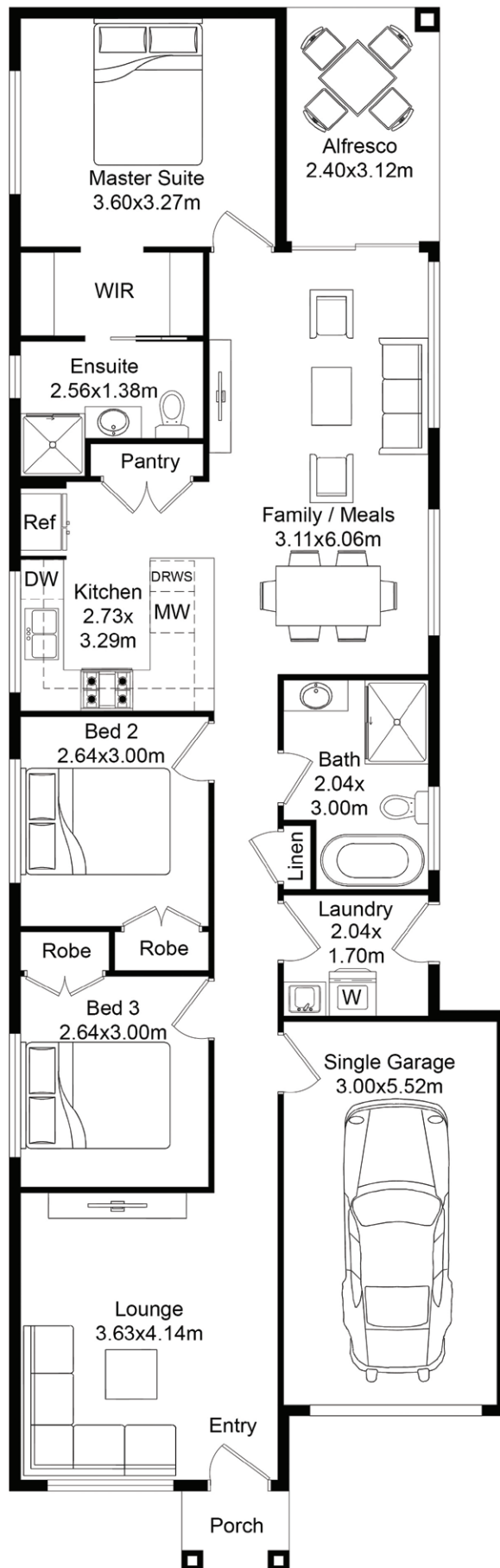
		
<b>3</b>	<b>2</b>	<b>1</b>
<b>139.05m<sup>2</sup></b>		<b>15sq</b>

<b>Suits 9m frontage</b>	
<b>L = 21.46m</b>	<b>W = 7.20m</b>

	<b>m<sup>2</sup></b>
Ground Floor	111.24
Alfresco	7.26
Garage	18.86
Porch	1.69

*Disclaimer: All photographs, facades, colour schemes, floor plans and dimensions are for illustrative purposes only and may vary slightly to the end product.*





Disclaimer: All photographs, facades, colour schemes, floor plans and dimensions are for illustrative purposes only and may vary slightly to the end product.